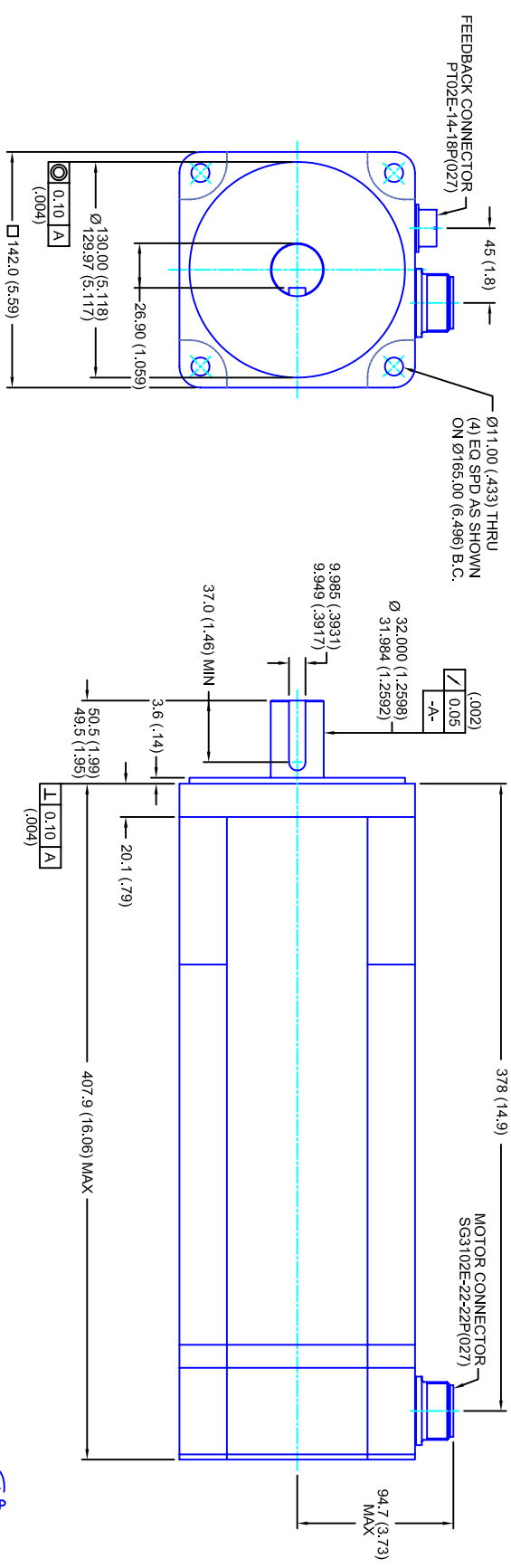


REVISIONS			
REV	DESCRIPTION	DATE	APPD
1	QUOTE DRAWING	3/17/05	



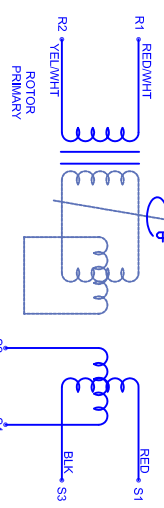
- NOTES:**
1. MILLIMETERS (INCHES)
 2. AXIAL LOAD: 23 KG [50 LBS] MAX
 3. RADIAL LOAD: 68 KG [150 LBS] MAX @ 25.4MM [1.00] FROM FACE
 4. MOTOR SEALED TO IP65
 5. MOTOR SHAFT: 416 STAINLESS STEEL
 6. MOTOR FINISH: BLACK MATT FINISH
 7. MOTOR WEIGHT: 30.4 KG [67 LBS]

ELECTRICAL DATA

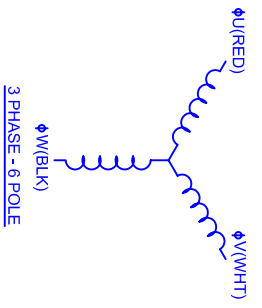
MOTOR PARAMETERS	UNITS/MEASURE	VALUES
VOLTAGE	VOLTS-AC	230
AMP TYPE	-	SINE
HORSEPOWER	HP	9.1
KILOWATTS	KW	6.8
MAX OPERATING SPEED	RPM	2700
SPEED @ RATED TORQUE	RPM	2400
*CONTINUOUS RATED TORQUE @ 2400 RPM	IN-LBS(INM)	238/26.91
*CONTINUOUS STALL TORQUE	IN-LBS(INM)	280/31.51
*CONTINUOUS LINE CURRENT	AMPS/(RMS/Φ)	22.0
PEAK TORQUE	IN-LBS(INM)	840/94.41
PEAK CURRENT	AMPS/(RMS/Φ)	66.1
MAX THEORETICAL ACCEL.	RAD/SEC ²	29,268
TORQUE SENSITIVITY	KI [N-LBS/AMP/(RMS/Φ)](INM/AMP/(RMS/Φ))	12.7/1.44
BACK EMF (LINE TO LINE)	Vrms/Krpm	80
D.C. RESISTANCE (P-P)	OHMS	.17
INDUCTANCE (P-P)	MILLIHENRIES	1.5
ROTOR INERTIA	IN-LBS-SEC ² [KG-M ²]	.0287/.00324
STATIC FRICTION	TT	3.6/0.41

CONNECTION CHART

PT02E-14-18P(027)				SG3102E-22-22P(027)			
REST/THERM WIRE LEADS	WIRE FUNCTION	WIRE COLOR		MOTOR WIRE LEADS	WIRE FUNCTION	WIRE COLOR	
A	-	-		A	Φ U	RED	
B	-	-		B	Φ V	WHT	
C	-	-		C	Φ W	BLK	
D	RES SHLD	WHT/BLK		D	PE GND	GRN/YEL	
E	REF	RED/WHT					
F	SIN GND	YEL					
G	COS GND	BLK					
H	SIN	BLU					
J	-	-					
K	-	-					
L	-	-					
M	-	-					
N	THERM	WHT					
P	-	-					
R	REF GND	YEL/WHT					
S	COS	RED					
T	-	-					
U	THERM	WHT					



SCHEMATIC FOR BRUSHLESS RESOLVER



3 PHASE - 6 POLE



142MM - 3 STK

230V/KE=80/METRES/CONN

TOLERANCES UNLESS SPECIFIED	
BORE:	= H12
SHAFT:	= H7/k6
DECIMAL .xxx	±.12 (.005)
DECIMAL .xx	±.25 (.010)
DECIMAL .x	±.51 (.020)
ANGLE	±.40 (.016)
ANGLE (MM (INCHES))	±.09
REMOVE ALL BURRS/BREAK SHARP EDGES AS SHOWN (0.10°)	
PROPRIETARY RIGHTS OF CUSTOM MOTORS ARE INCLUDED IN THE INFORMATION DISCLOSED HEREIN. THIS INFORMATION IS NOT BE REPRODUCED OR TRANSMITTED IN ANY FORM OR BY ANY MEANS, ELECTRONIC OR MECHANICAL, INCLUDING PHOTOCOPYING, RECORDING, OR BY ANY INFORMATION STORAGE AND RETRIEVAL SYSTEM.	
CUSTOMER:	-
SCALE:	1/2:1
DATE:	6/16/04
DRAWING NO.:	CM14230Q80MKRCS
DRAWN:	DFLA
SHEET:	1 OF 1
REV.:	1