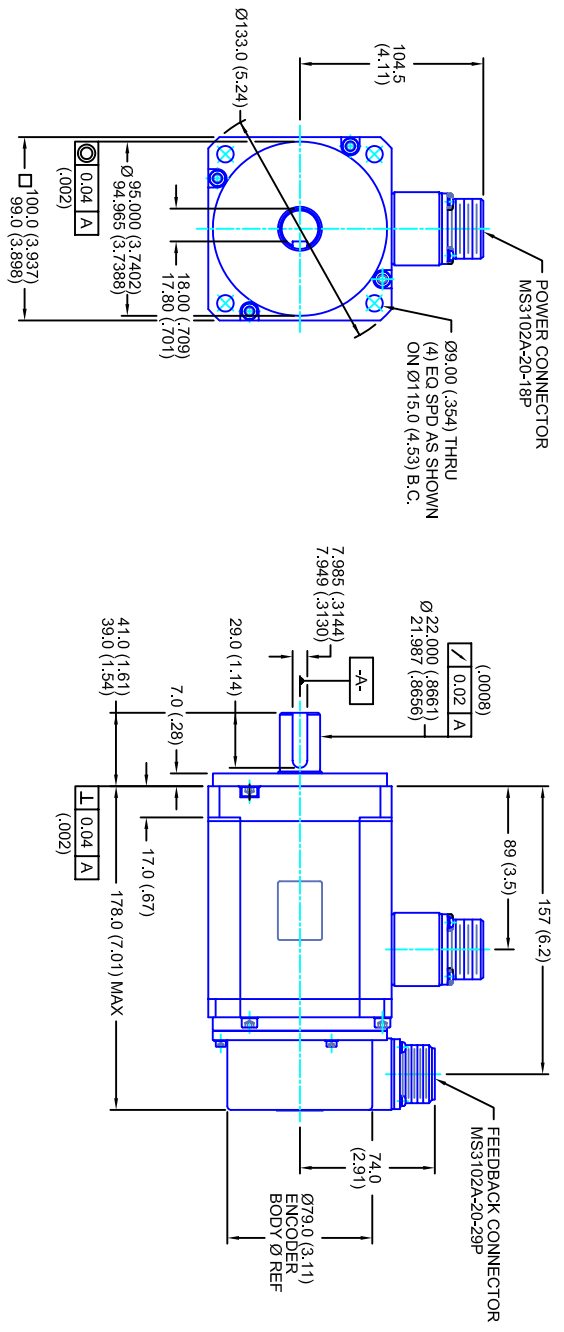


REVISIONS			
REV	DESCRIPTION	DATE	APPD
2	RELEASE DRAWING	4/8/04	



**MOTOR NOTES:**

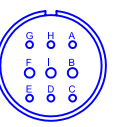
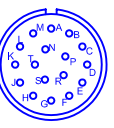
1. MILLIMETERS (INCHES)
2. AXIAL LOAD: 10 KG [ 22 LBS ] MAX
3. RADIAL LOAD: 50 KG [ 110 LBS ] MAX @ 20MM [ .79 ] FROM FACE
4. MOTOR SEALED TO IP65; EXCEPT THE PART WITH CONN & OIL SEAL
5. MOTOR SHAFT: SCM440H STEEL
6. OIL SEAL: Ø24 ( .95 ) PROTRUDES FROM FEC 1.0 ( .04 )
7. MOTOR FINISH: SEMI GLOSS BLACK
8. MOTOR WEIGHT 5.7 KG [ 12.6 LBS ]

**ELECTRICAL DATA**

MOTOR PARAMETERS	UNITS/MEASURE	VALUES
VOLTAGE	VOLTS-AC	230
AMP TYPE	-	SINE
HORSEPOWER	HP	2.3
KILOWATTS	KW	1.7
MAX OPERATING SPEED	RPM	4500
SPEED @ RATED TORQUE	RPM	3450
*CONTINUOUS RATED TORQUE @ 3450 RPM	IN-LBS(IN)M	42.5(4.8)
*CONTINUOUS STALL TORQUE	IN-LBS(IN)M	46.8(5.3)
*CONTINUOUS LINE CURRENT	AMPS(RMS) (Φ)	8.4
PEAK TORQUE	IN-LBS(IN)M	126.6(14.3)
PEAK CURRENT	AMPS(RMS) (Φ)	25.2
MAX THEORETICAL ACCEL.	RAD/SEC <sup>2</sup>	28,773
TORQUE SENSITIVITY	KI [N-SS/AMP(RMS)@MIN/AMP(RMS)@I]	5.1(.58)
BACK EMF (LINE TO LINE)	Vrms/Krpm	32.2
D.C. RESISTANCE (P-P)	OHMS	1.0
INDUCTANCE (P-P)	MILLIHENRIES	4.7
ROTOR INERTIA	IN-LBS-SEC <sup>2</sup> [Kg-M <sup>2</sup> ]	.0044(.00050)
STATIC FRICTION	TT	1.5(.17)

**ENCODER INFO:**  
5V - 2048L COMMUTATING

**CONNECTION CHART**

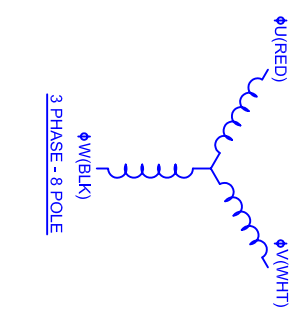


MSS3102A-20-29P

MSS3102A-20-18P

PIN	WIRE FUNCTION	WIRE COLOR
A	CH A	BLU
B	CH A/	BLU/BLK
C	CH B	GRN
D	CH B/	GRN/BLK
E	-	-
F	CH Z	YEL
G	CH Z/	YEL/BLK
H	CH U	BRN
J	CH U/	BRN/BLK
K	CH V	GRY
L	CH V/	GRY/BLK
M	CH W	WHT
N	CH W/	WHT
P	CASE GND	-
R	GND	BLK
S	+5VDC	RED
T	CH W	WHT/BLK

PIN	WIRE FUNCTION	WIRE COLOR
A	THERM	BLK
B	ΦW	BLK
C	THERM	-
D	-	-
E	PE GND	GRN/YEL
F	ΦU	RED
G	-	-
H	-	-
I	ΦV	WHT



100MM - 2 STK  
230V/KE-32/MET/2048/CONN

TOLERANCES UNLESS SPECIFIED	
BORING:	= H12
BORE:	= H7
DECIMAL .xxx	= ±.012 (0.05)
DECIMAL .xx	= ±.0025 (0.10)
DECIMAL .x	= ±.0015 (0.20)
DECIMAL .	= ±.001 (0.06)
ANGLE (MM/INCHES)	= 0.50
REMOVE ALL BURRS/BREAK SHARP EDGES AS SHOWN	
FINISH:	AS SHOWN (0.10)
WATERL:	
SCALE	1/2:1
DATE	1/17/04
DRAWING NO.	CM1002Q32MK2048CT
CUSTOMER:	TS4815N122ZE235
DRAWN:	DFLA
SHEET:	1 OF 1
REV.	2